

# 20W 1600LM TAURUS 2 CEILING AND WALL LIGHT 4000K WHITE FINISH

HIGH  
OUTPUT  
FITTING

REPLACES  
STANDARD  
FLUORESCENT  
FITTINGS

>50%  
ENERGY  
SAVINGS

EASY TO  
INSTALL

EXCELLENT  
VALUE FOR  
MONEY

**3** YEAR  
TOTAL  
PRODUCT  
WARRANTY



## FEATURES AND BENEFITS

- HIGH OUTPUT FITTING
- DIRECTLY REPLACES STANDARD FLUORESCENT FITTINGS
- EASY TO INSTALL
- 3 YEAR TOTAL PRODUCT WARRANTY
- EXCELLENT VALUE FOR MONEY
- COMPLETE WITH INTERNAL DRIVER

## PRODUCT INFORMATION

LED Lifespan: 25,000 Hours

Product Size (mm): 290D x 63H

Input: AC220-240V

Output Current: 160mA

Inrush Current: 0.16A

Ambient Operating Temperature: -20°C - +45°C

Product Materials: PMMA, PS diffuser & High Quality Metallic Back Plate

### GL7501

White Finish

Luminous Flux: 1600 lm

Lumen Per Watt: 80 lm

CCT: 4000K

PF: ≥0.5

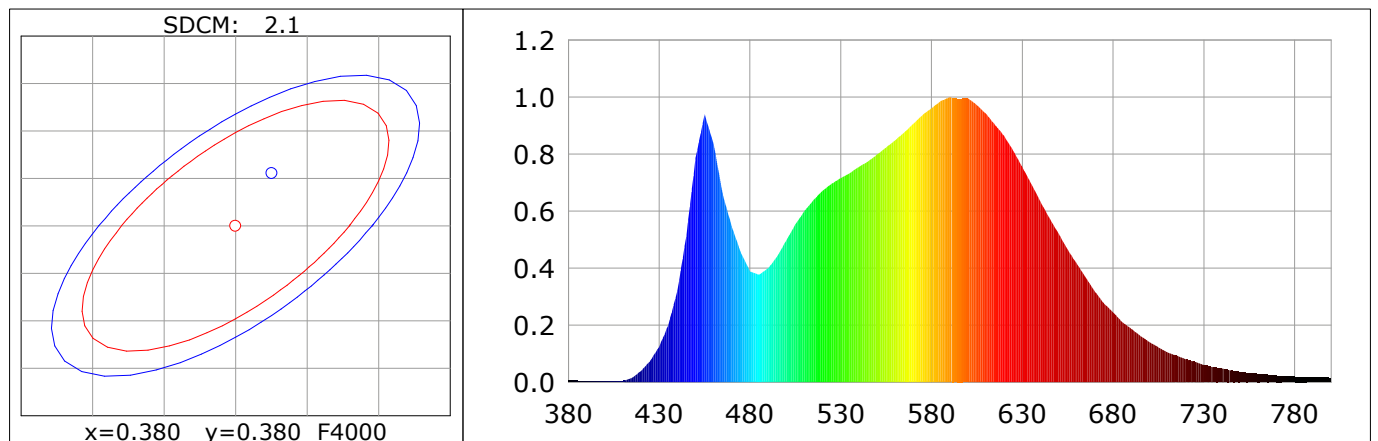
## PACKING INFORMATION

Weight (kg): 0.45

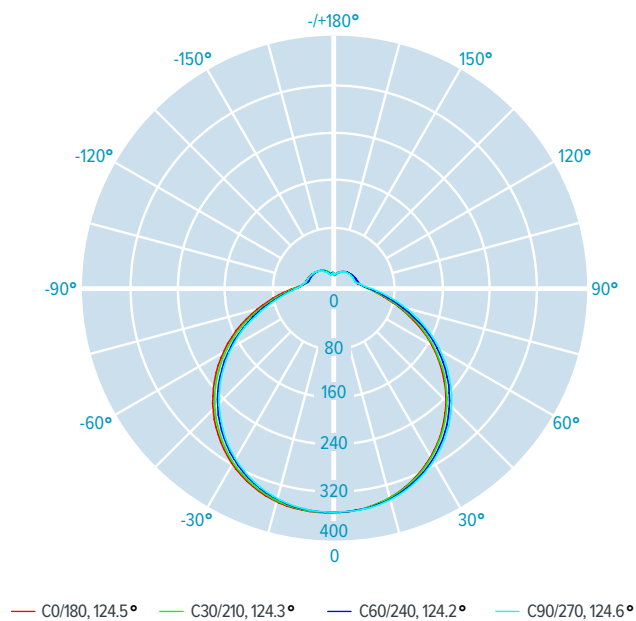


# 20W 1600LM TAURUS 2 CEILING AND WALL LIGHT 4000K WHITE FINISH

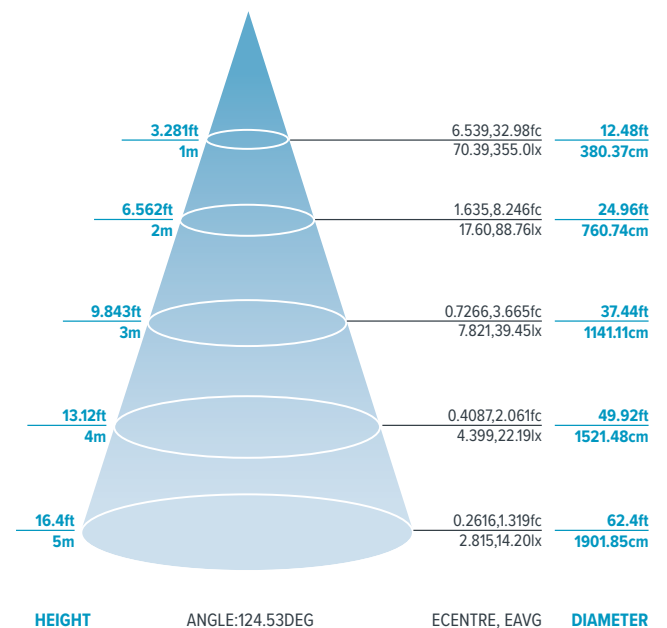
## SPECTRAL DISTRIBUTION DIAGRAM



## LUMINOUS INTENSITY DIAGRAM



## LUX LEVEL DIAGRAM



**3** YEAR TOTAL PRODUCT WARRANTY

